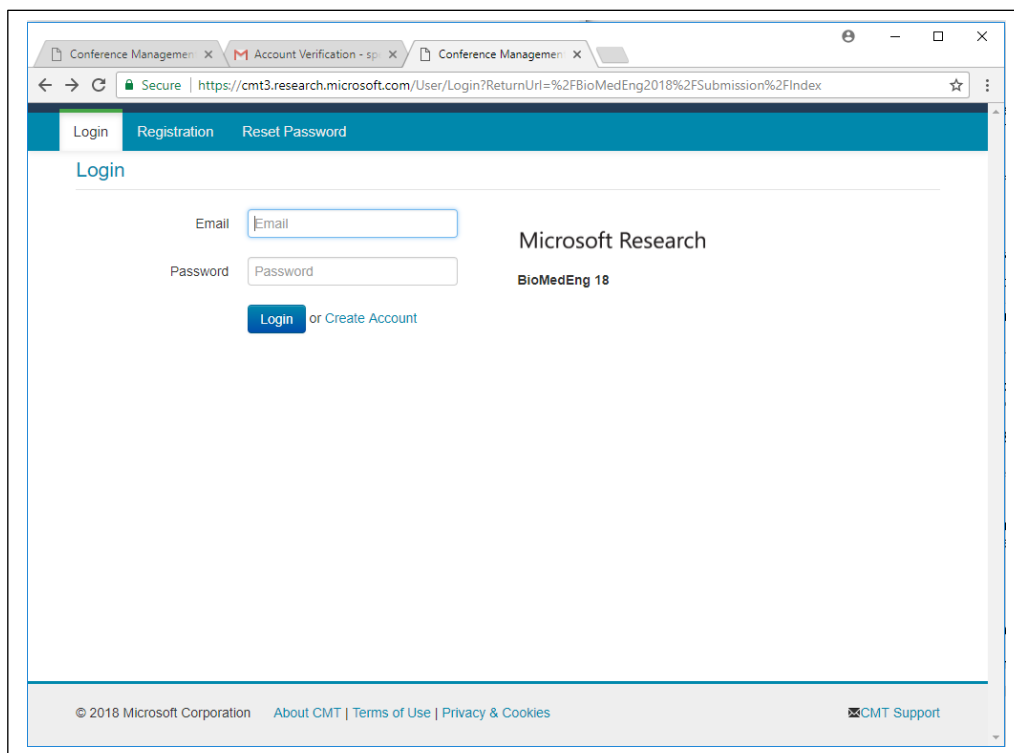


# BioMedEng18

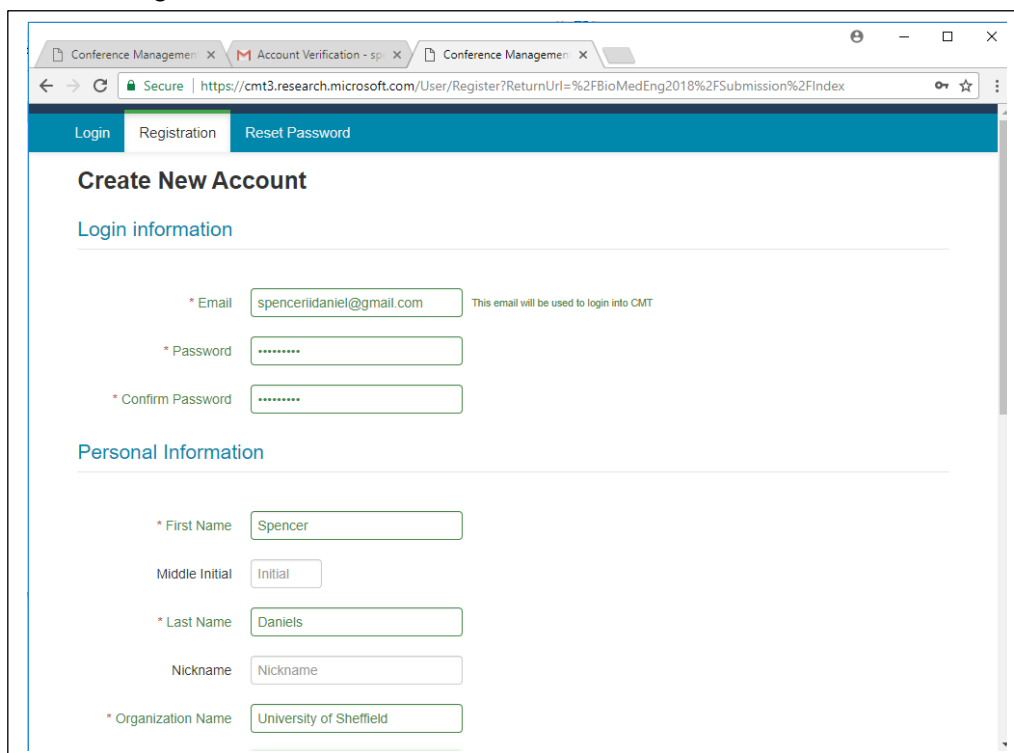
Please find some guidance notes for submitting your abstracts to [BioMedEng18](#) below

1. Click [here](#) to go to the BioMedEng18 abstract submission portal



The screenshot shows a web browser window with the URL <https://cmt3.research.microsoft.com/User/Login?ReturnUrl=%2FBioMedEng2018%2FSubmission%2FIndex>. The page has a navigation bar with 'Login', 'Registration', and 'Reset Password' options. The 'Login' option is selected. The main content area is titled 'Login' and contains two input fields: 'Email' and 'Password'. Below the 'Password' field is a blue 'Login' button and a link 'or Create Account'. To the right of the input fields, the text 'Microsoft Research' and 'BioMedEng 18' is displayed. At the bottom of the page, there is a footer with '© 2018 Microsoft Corporation', 'About CMT | Terms of Use | Privacy & Cookies', and 'CMT Support'.

2. Click on the registration button in the menu bar and create an account:
  - a. Fill in your login details and personal information. Only fields with \*sign are required.
  - b. Type in the verification code
  - c. Tick the box to agree to the Terms of use – please read
  - d. Click on register

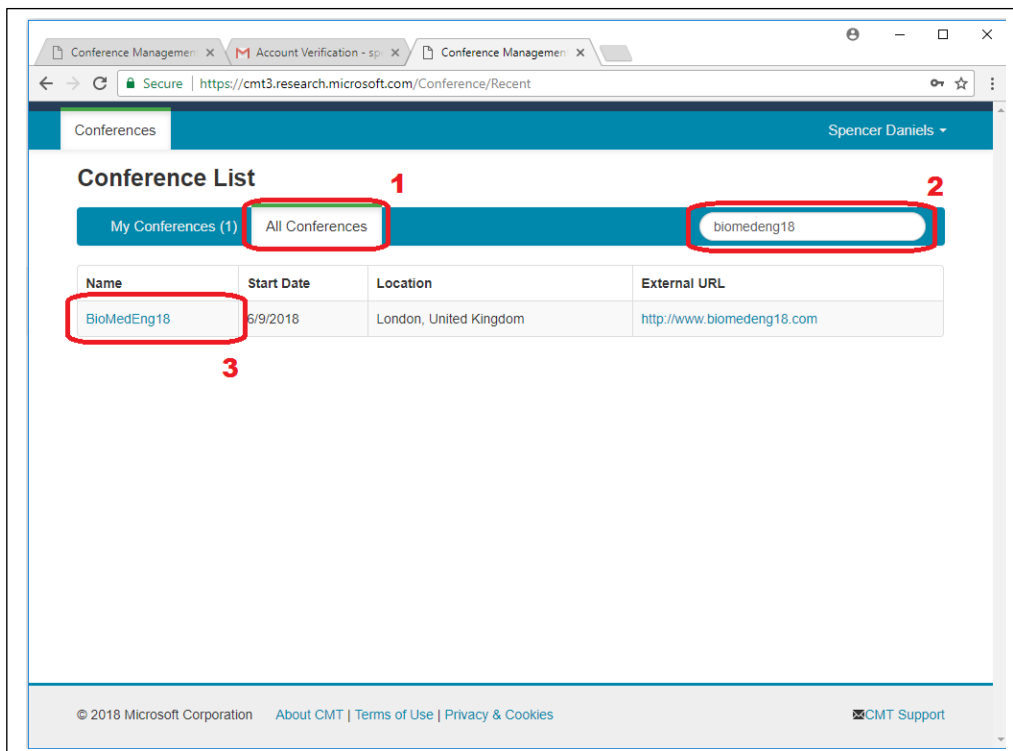


The screenshot shows a web browser window with the URL <https://cmt3.research.microsoft.com/User/Register?ReturnUrl=%2FBioMedEng2018%2FSubmission%2FIndex>. The page has a navigation bar with 'Login', 'Registration', and 'Reset Password' options. The 'Registration' option is selected. The main content area is titled 'Create New Account' and contains two sections: 'Login information' and 'Personal Information'. The 'Login information' section has three input fields: '\* Email' (with the value 'spenceridaniel@gmail.com' and a note 'This email will be used to login into CMT'), '\* Password', and '\* Confirm Password'. The 'Personal Information' section has five input fields: '\* First Name' (with the value 'Spencer'), 'Middle Initial' (with the value 'Initial'), '\* Last Name' (with the value 'Daniels'), 'Nickname', and '\* Organization Name' (with the value 'University of Sheffield').

3. Check your email for an activation link to verify your account
4. Once your account has been verified, login to your CMT account with your login details

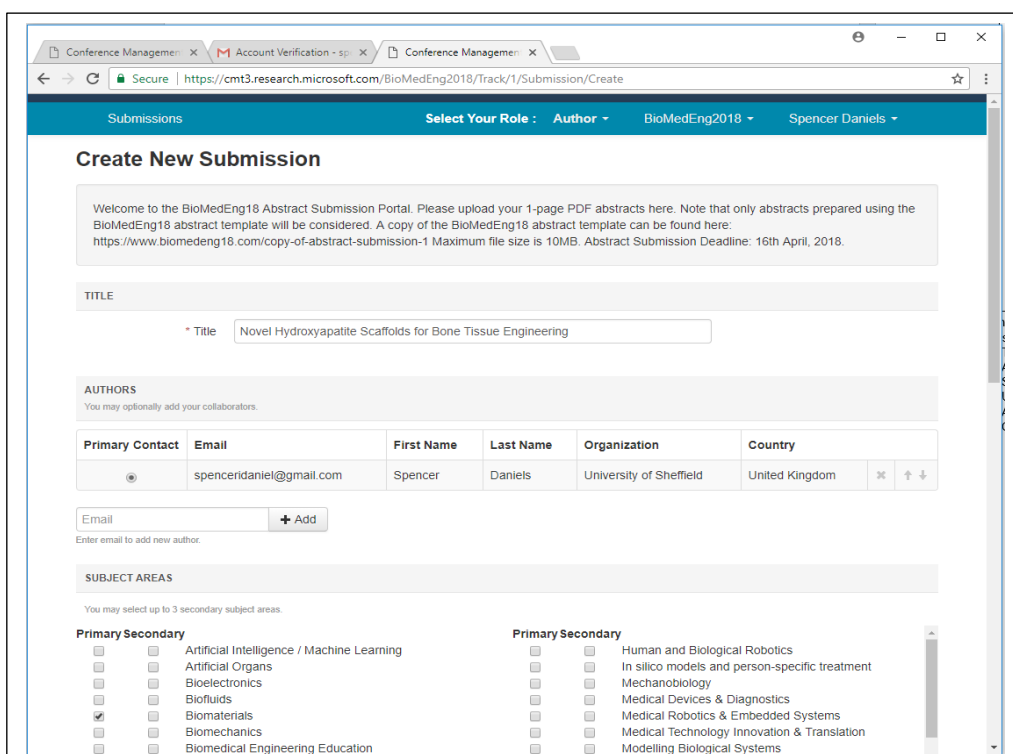
# BioMedEng18

5. Click on the **All Conferences** tab and search for **BioMedEng18** in the filter bar



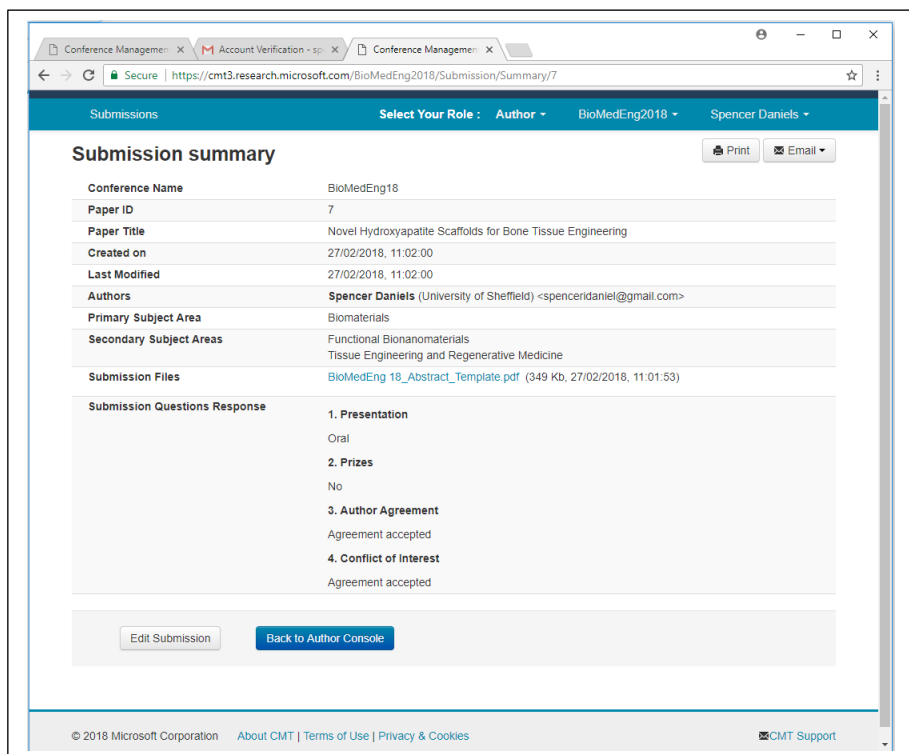
The screenshot shows a web browser window with the URL <https://cmt3.research.microsoft.com/Conference/Recent>. The page title is "Conferences" and the user is logged in as "Spencer Daniels". The main heading is "Conference List". Below the heading, there are two tabs: "My Conferences (1)" and "All Conferences". The "All Conferences" tab is selected and circled in red with a red "1" next to it. To the right of the tabs is a search filter bar containing the text "biomedeng18", also circled in red with a red "2" next to it. Below the tabs and filter is a table with the following columns: "Name", "Start Date", "Location", and "External URL". The table contains one row with the following data: "Name: BioMedEng18", "Start Date: 5/9/2018", "Location: London, United Kingdom", and "External URL: http://www.biomedeng18.com". The "BioMedEng18" text in the table is circled in red with a red "3" next to it. At the bottom of the page, there is a footer with the text "© 2018 Microsoft Corporation About CMT | Terms of Use | Privacy & Cookies" and "CMT Support".

6. Click on BioMedEng18 to be redirected to the author console and click on new submission to submit your abstract
- Type in your abstract title
  - Add the email address(es) and details of other author(s) / collaborator(s)
  - Select your subject area-You can select a maximum of 1 primary area and 3 secondary areas
  - Upload your 1-page PDF abstract
  - Answer the additional questions
  - Click to **save changes**
  - Click to go **Back to Author Console**



The screenshot shows a web browser window with the URL <https://cmt3.research.microsoft.com/BioMedEng2018/Track/1/Submission/Create>. The page title is "Submissions" and the user is logged in as "Spencer Daniels". The main heading is "Create New Submission". Below the heading, there is a welcome message: "Welcome to the BioMedEng18 Abstract Submission Portal. Please upload your 1-page PDF abstracts here. Note that only abstracts prepared using the BioMedEng18 abstract template will be considered. A copy of the BioMedEng18 abstract template can be found here: https://www.biomedeng18.com/copy-of-abstract-submission-1 Maximum file size is 10MB. Abstract Submission Deadline: 16th April, 2018." Below the welcome message, there is a "TITLE" section with a text input field containing "Novel Hydroxyapatite Scaffolds for Bone Tissue Engineering". Below the title section, there is an "AUTHORS" section with a table for author details. The table has columns for "Primary Contact", "Email", "First Name", "Last Name", "Organization", and "Country". The table contains one row with the following data: "Primary Contact: spencerdaniel@gmail.com", "Email: spencerdaniel@gmail.com", "First Name: Spencer", "Last Name: Daniels", "Organization: University of Sheffield", and "Country: United Kingdom". Below the table, there is an "Email" input field with a "+ Add" button. Below the email section, there is a "SUBJECT AREAS" section with a list of subject areas. The list is divided into "Primary" and "Secondary" columns. The "Primary" column has a checked box next to "Artificial Intelligence / Machine Learning". The "Secondary" column has a checked box next to "Human and Biological Robotics".

7. You will be redirected to the submission confirmation page where you can email/print a copy of the confirmation for your records
8. To log out, click on your name in the top right-hand corner and click logout



The screenshot shows a web browser window displaying the submission confirmation page for BioMedEng18. The page title is "Submission summary" and the URL is <https://cmt3.research.microsoft.com/BioMedEng2018/Submission/Summary/7>. The page includes a navigation bar with "Submissions", "Select Your Role: Author", "BioMedEng2018", and "Spencer Daniels". The main content area displays the following information:

Conference Name	BioMedEng18
Paper ID	7
Paper Title	Novel Hydroxyapatite Scaffolds for Bone Tissue Engineering
Created on	27/02/2018, 11:02:00
Last Modified	27/02/2018, 11:02:00
Authors	Spencer Daniels (University of Sheffield) <spencerdaniel@gmail.com>
Primary Subject Area	Biomaterials
Secondary Subject Areas	Functional Bionanomaterials Tissue Engineering and Regenerative Medicine
Submission Files	BioMedEng 18_Abstract_Template.pdf (349 Kb, 27/02/2018, 11:01:53)
Submission Questions Response	<ol style="list-style-type: none"><li><b>1. Presentation</b> Oral</li><li><b>2. Prizes</b> No</li><li><b>3. Author Agreement</b> Agreement accepted</li><li><b>4. Conflict of Interest</b> Agreement accepted</li></ol>

At the bottom of the page, there are two buttons: "Edit Submission" and "Back to Author Console". The footer contains the text "© 2018 Microsoft Corporation About CMT | Terms of Use | Privacy & Cookies" and "CMT Support".

*Please note that you can edit your submission until the **extended abstract submission deadline of 21<sup>st</sup> May, 2018***